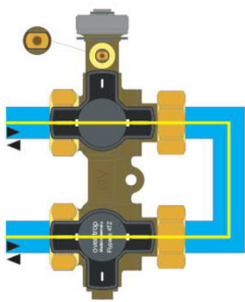
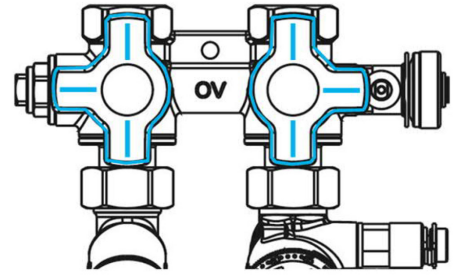
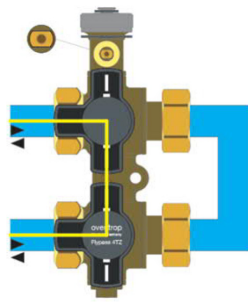


FLYPASS PIPE FUNCTIONS

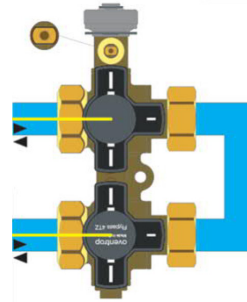
All pipeline functions are managed with the Flypass connection unit handles. The three-way ball valves provide the functions to support installation, commissioning and operation of the terminal unit in the hydronic system. The handle positions correspond with the positions of the three-way valves. This is indicated by knobs and line markings on the handles. Below illustrations demonstrate the flow of water at each handle position for sizes DN15...25.



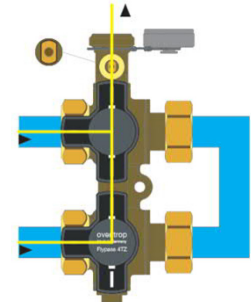
Normal operation



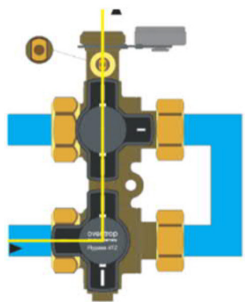
Bypass operation



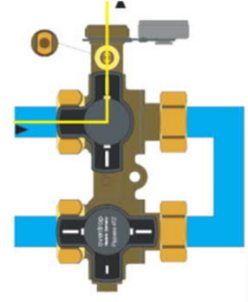
Shutoff



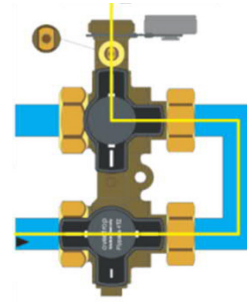
Fill, vent system



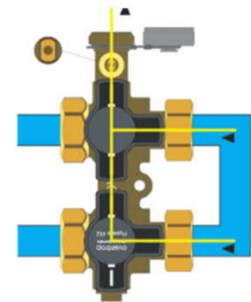
Drain, vent system and unit, flush system



Drain, vent, flush system

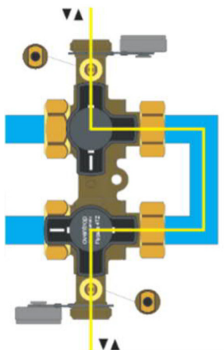


Fill, flush unit

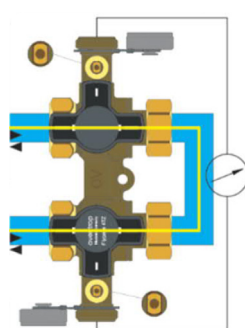


Shutoff, drain unit

FUNCTIONS REQUIRING SECOND DRAIN VALVE (ACCESSORY FOR DN15...25)



Top up, vent, flush unit



Measure differential pressure over terminal unit

The second drain / air bleed valve is installed in place of a blind plug and available as accessory, Item No. 1060191.